



SREEKRISHNAPURAM V. T. BHATTATHIRIPAD COLLEGE
MANNAMPATTA, PALAKKAD – 678633
(NAAC Reaccredited with B+)

STUDENTS' SATISFACTION SURVEY 2022-2023



Introduction

Feedback is the back born of the improvement process. As far as an educational institution is concerned, it the students who has a say on how well the institution is working. From their feedback, we can find out the area where we have to make improvements. For that, a questionnaire was developed to conduct a Student Satisfaction Survey among the outgoing students of the academic year 2022-2023. The questionnaire was distributed among the students through Google Form and the results have been analyzed for further decision making.

Questionnaire

Following multiple choice questions have been asked to the students through the questionnaire:

1. How much of the syllabus was covered in the class?
2. How well did the teachers prepare for the classes?
3. How well were the teachers able to communicate?
4. The teacher's approach to teaching can best be described as
5. Fairness of the internal evaluation process by the teachers.
6. Was your performance in assignments discussed with you?
7. The teaching and mentoring process in your institution facilitates you.
8. The institution provides multiple opportunities to learn and grow.
9. Teachers inform you about your expected competencies, course outcomes and program outcomes.
10. Your mentor does a necessary follow up with an assigned task to you.
11. The teachers illustrate the concepts through examples and applications.
12. The teachers identify your strengths and encourage you with providing right level of challenges.
13. Teachers are able to identify your weakness and help you to overcome them.
14. The institutions make effort to engage students in the monitoring, review and continuous quality improvement of the teaching learning process.
15. The institute / teachers use student centric methods, such as experiential learning, participative learning and problem-solving methodologies for enhancing learning experiences.
16. Teachers encourage to participate in extracurricular activities.
17. Efforts are made by the institute / teachers to inculcate soft skills, life skills and employability skills to make you ready for the world of work.
18. What percentage of teachers use ICT tools such as LCD projector, Multimedia, etc. while teaching?

19. The overall Quality of Teaching - learning process in your institute is very Good.

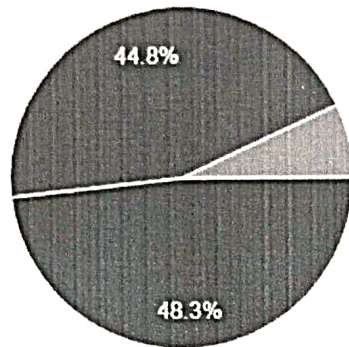
20. Give three observation / suggestions to improve the overall teaching - learning experience in your institution

251 responses were received from all the departments of the college and the result is analyzed.



DATA ANALYSIS AND INTERPRETATION

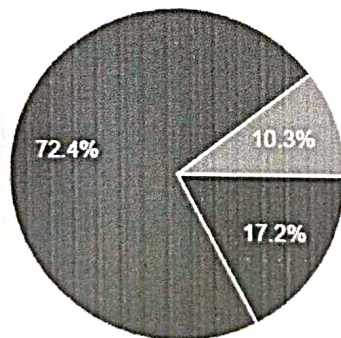
1. How much of the syllabus was covered in the class?



- 85% - 100 %
- 70% - 84%
- 55% - 69%
- 40% - 54%
- Below 40%

93% of the participants were of the opinion that the syllabus was covered on time.

2. How well did the teachers prepare for the classes?

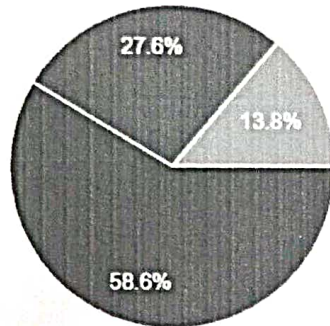


- Thoroughly
- Satisfactorily
- Poorly
- Don't teach at all

Regarding teacher's preparation, 17.5% students opinion that teachers prepare thoroughly and 72.4% students think that teachers' preparation is satisfactory.



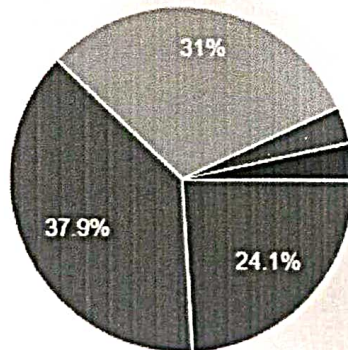
3. How well were the teachers able to communicate?



- Always effective
- Sometimes effective
- Just satisfactorily
- Generally ineffective
- Very Poor Communication

58.6% of the students say that the communication of teachers was effective. It indicates that the teachers shall be more effective in communication.

4. The teacher's approach to teaching can best be described as

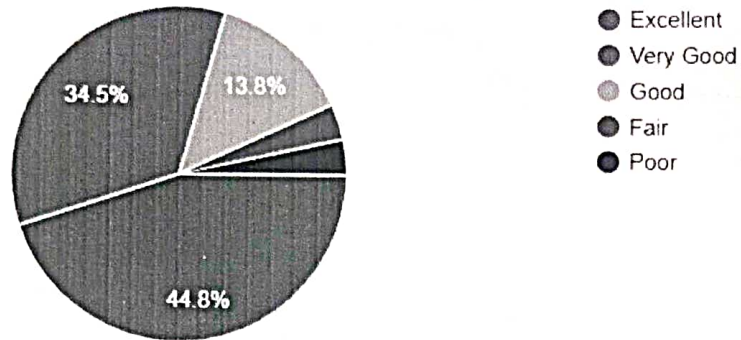


- Excellent
- Very good
- Good
- Fair
- Poor

Almost 93% of the students say that teachers' approach was either excellent or very good or Good.

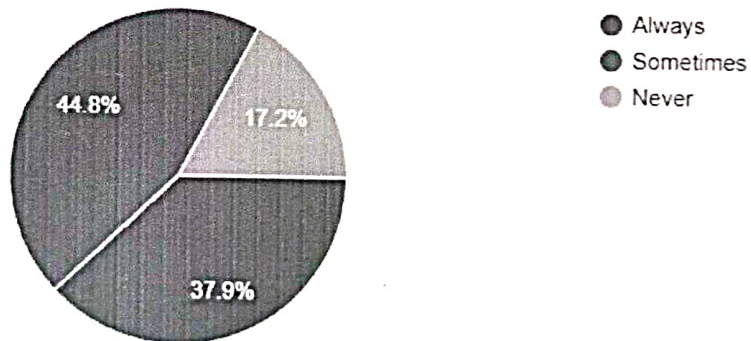


5. Fairness of the internal evaluation process by the teachers.



93% of the respondents say that the internal evaluation process was either excellent or Very Good or Good.

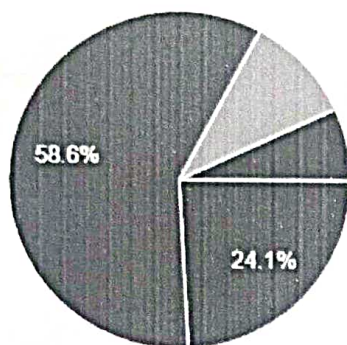
6. Was your performance in assignments discussed with you?



17.2% of respondents say that the teachers never discussed the performance in assignments with them. That means teachers have to discuss a little more with the students regarding the performance in assignments.



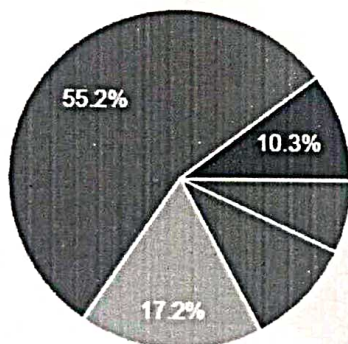
7. The teaching and mentoring process in your institution facilitates you.



- Strongly Agree
- Agree
- Neutral
- Disagree
- Strongly Disagree

Students are satisfied with the teaching and mentoring process of the teachers.

8. The institution provides multiple opportunities to learn and grow.

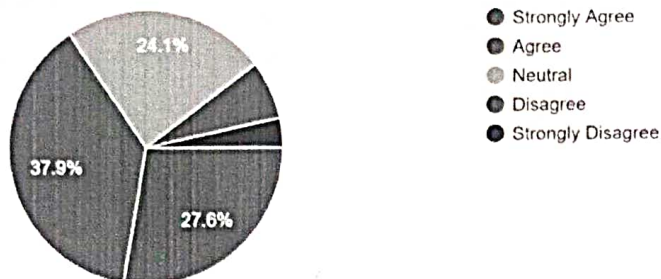


- Strongly disagree
- Disagree
- Neutral
- Agree
- Strongly agree

65% of respondents agree or strongly agree with this statement. It implies that the remaining respondents have not agreed. This indicates that the institution has to give more opportunities to grow for the students.

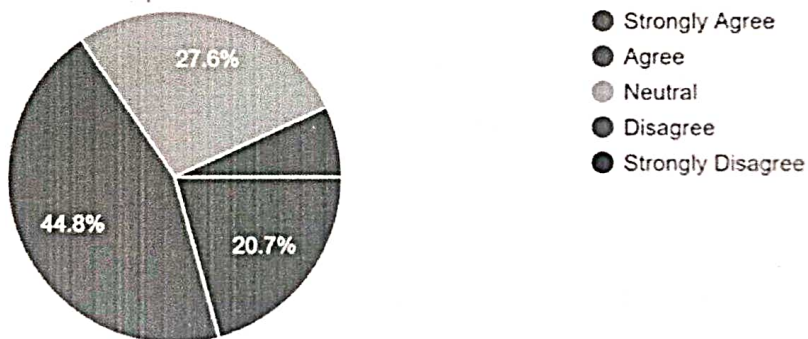


9. Teachers inform you about your expected competencies, course outcomes and program outcomes.



65.5% of students are aware of the expectations of teachers and programme outcomes and course outcomes of their syllabus.


10. Your mentor does a necessary follow up with an assigned task to you.



65.5% of Students are satisfied with the follow-up activities of the mentors. So mentors have to be more effective.

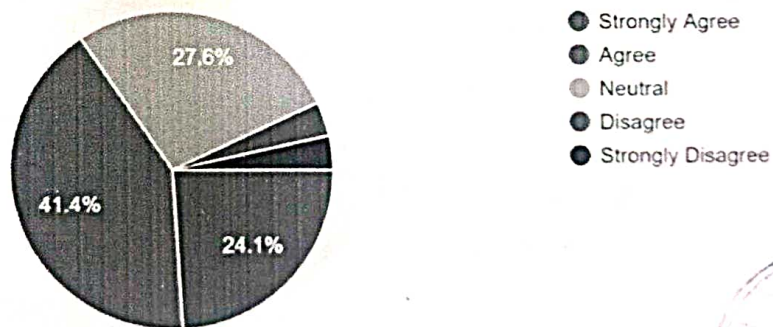


11. The teachers illustrate the concepts through examples and applications.




Almost 76% of the respondents were satisfied with the illustration style of the teachers.

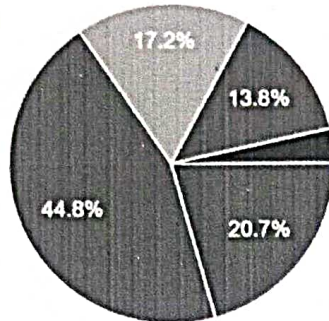
12. The teachers identify your strengths and encourage you with providing right level of challenges.



As far as teachers ability to identify the strengths and encourage the students, 66% of the respondents are satisfied.



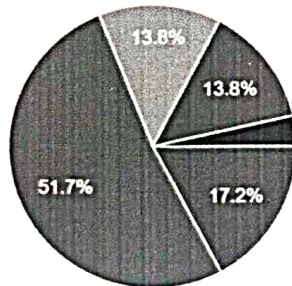
13. Teachers are able to identify your weakness and help you to overcome them.



- Strongly Agree
- Agree
- Neutral
- Disagree
- Strongly Disagree

As far as teachers' ability to identify the weaknesses and encourage the students, 66% of the respondents are satisfied.

14. The institutions make effort to engage students in the monitoring, review and continuous quality improvement of the teaching learning process.

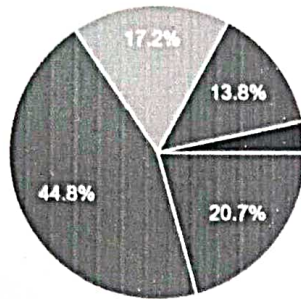


- Strongly Agree
- Agree
- Neutral
- Disagree
- Strongly Disagree

69% of students are satisfied with their participation in monitoring, review and continuous quality improvement process.



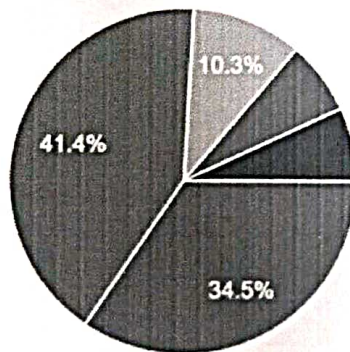
15. The institute / teachers use student centric methods, such as experiential learning, participative learning and problem-solving methodologies for enhancing learning experiences.



- Strongly Agree
- Agree
- Neutral
- Disagree
- Strongly Disagree

34% of the respondents do not believe that the teachers use student-centric methods of teaching.

16. Teachers encourage to participate in extracurricular activities.

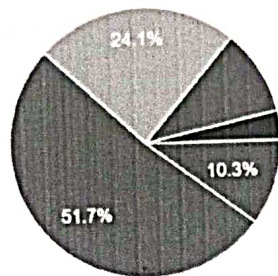


- Strongly Agree
- Agree
- Neutral
- Disagree
- Strongly Disagree

1/4th of the respondents have no opinion regarding the teachers' encouragement towards extra-curricular activities. So teachers shall focus on this point.



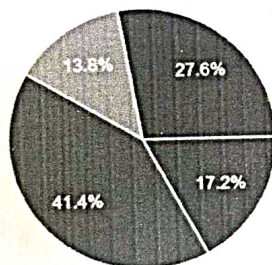
17. Efforts are made by the institute / teachers to inculcate soft skills, life skills and employability skills to make you ready for the world of work.



- Strongly Agree
- Agree
- Neutral
- Disagree
- Strongly Disagree

62% of the respondents are satisfied with the teacher's effort to enhance soft skills among the students.

18. What percentage of teachers use ICT tools such as LCD projector, Multimedia, etc. while teaching?

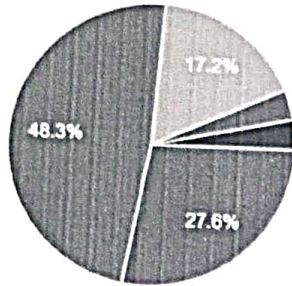


- 80% - 100%
- 60% - 80%
- 40% - 60%
- Below 40%

The responds to this question reveals that more teachers shall use ICT tools and like that.



19. The overall Quality of Teaching - learning process in your institute is very Good.



- Strongly Agree
- Agree
- Neutral
- Disagree
- Strongly Disagree

Almost 76% of the respondents are satisfied with the overall quality of the teaching-learning process.

Conclusion

The results of the survey gave a very good insight into what the students want from the institution and how far the institution is successful in meeting the demands of the students is generally interpreted as the students being satisfied with many aspects of the institution. But still, some aspects like ICT tools, Soft Skill Training, student-centric methodologies, etc have to be concentrated for the better teaching-learning experience.



PRINCIPAL
Sree Siddaganga Institute of Engineering & Technology
Karnataka State Engineering College
Karnataka State Engineering College